



CASINO WASTE SHREDDERS

CWS-2000 Dual Shaft Shredders

Casino Waste Shredders utilize a low speed, high torque design to easily shred medical waste to a desired size.

CASINO WASTE INCLUDES:

- Casino Chips
- Playing Card Decks
- Gaming Tokens
- ID Badges
- Key Cards
- Casino Dice



Features & Options

BEARING PROTECTION

Shredded contaminants are prevented from reaching the bearings through the use of false walls and seals.

INDIVIDUAL CLEANING FINGERS

Reduces wrapping and material packing between the cutters, while being easy to remove and adjust.

CUSTOM LAYOUTS

System Engineers will work to ensure the shredder and supports fit seamlessly into your system.

CUTTER DESIGN

The number and length of hooks, as well as cutter width are selected to maximize throughput.

AUTO SHAFT REVERSAL

Improves online reliability by reorienting material to grab, preventing overfeeding, and protecting against damage from unshreddable objects.

HIGH TORQUE, LOW SPEED TECHNOLOGY

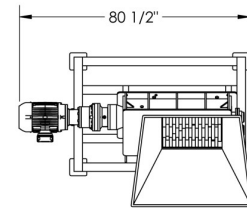
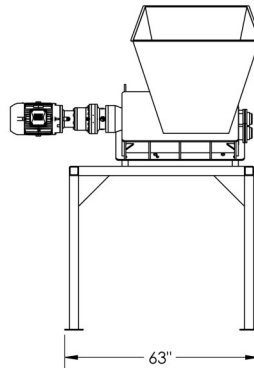
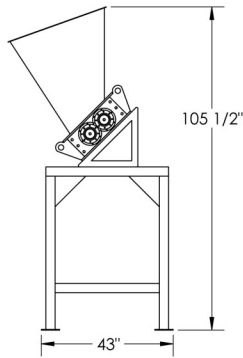
Less downtime, noise and dust emission than high speed shredders.

CASINO WASTE SHREDDERS

CWS-2000 Dual Shaft Shredders

THROUGHPUT:

MODEL	HP	CUTTER WIDTH	CUTTING CHAMBER	POUNDS PER HOUR
MWS-20000	20	5/16"	15" W x 15" L	2000



SPECIFICATIONS:

DRIVE	DIRECT DRIVE
MOTOR	ELECTRIC
HORSEPOWER	10, 15, 20
VOLTAGE	3-PHASE
CUTTER MATERIAL	4140 HT, AR500
HOUR METER	INCLUDED
AUTO REVERSE	INCLUDED
POWER LOCK OUT	INCLUDED
OVERLOAD PROTECTION	INCLUDED
LARGER SHRED WIDTHS	AVAILABLE
LOCKABLE WASTE CHAMBER	AVAILABLE
INFED & OUTPUT CONVEYORS	AVAILABLE

